


WRITE the words in the correct place.


ÉCRIS les mots à la place qui convient.

goodbye – good afternoon – hello – good morning –
good evening – good night – hi – bye




COLOUR the correct letters in each line.


COLORIE les lettres qui conviennent sur chacune des lignes.




T I S A D P L E R I S R E N




B O R H A P P Y S I H O R T



V O L M E R G B T I R E D S



A N G R Y L O P E R D C T A



N I L M E R I N L O V E S R

1 CONNECT the numbers in this order.

RELIE chaque nombre dans l'ordre suivant.

- twenty-eight, fifteen, twenty-four, two, ten, twelve, twenty,
 four, twenty-two, twenty-seven, six, eight, thirty-one,
 twenty-three, seventeen, three, thirteen, sixteen,
 twenty-one, nineteen, twenty-five, thirty, eighteen, five,
 fourteen, nine, twenty-eight
 → twenty-one, eleven, one
 → sixteen, twenty-six, twenty-nine
 → twenty-four, seven, nineteen
 → thirteen, four

- | | | | | | | | | |
|-----|-----|-----|-----|-----|-----|-----|-----|-----|
| | | | 2. | | 20. | | | |
| 28. | | 15. | | | | 22. | | 27. |
| | | | 10. | 12. | | | | |
| | | | 24. | | 4. | | | |
| 9. | | | 7. | | | | | 6. |
| | | | 19. | | 13. | | | |
| | 5. | 30. | 21. | | 16. | 17. | 31. | |
| 14. | 18. | 25. | | | | 3. | 23. | 8. |
| | | | 1. | 11. | 26. | 29. | | |

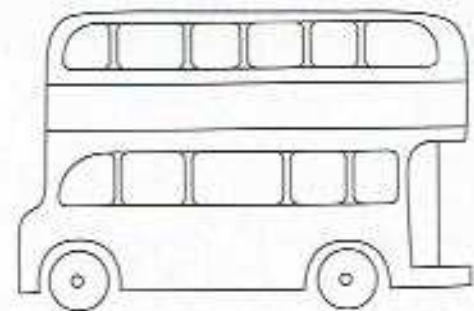
2 DRAW these two parts of the body in the picture above.

DESSINE ces deux parties du corps sur le dessin ci-dessus.

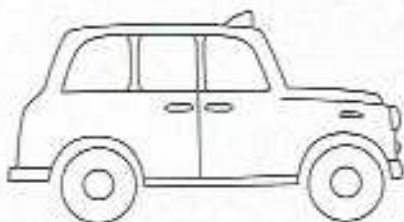
This animal has **two black eyes** and **one mouth**.

1 READ and COLOUR each picture in the right colour.

LIS et COLORIE chaque image dans la bonne couleur.




This is a red double-decker bus.



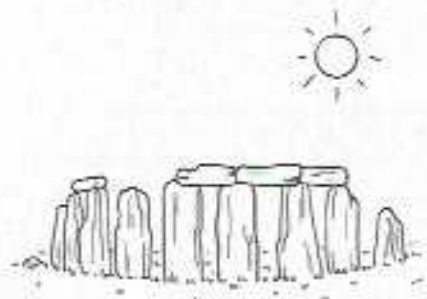
This is a black taxi.



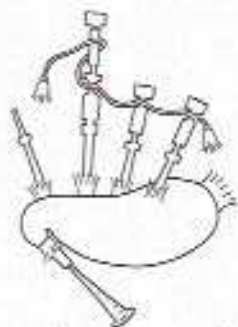
This teacup and this teapot are pink.



This sheep is black and white.



Stonehenge rocks are grey.



These are brown and yellow bagpipes.





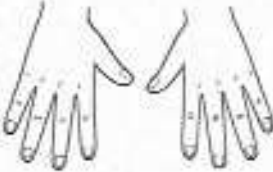


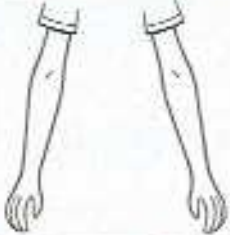
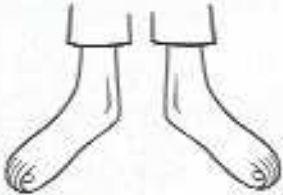
COLOUR the days and the months in the grid and **WRITE** them in the correct place.

COLORE les jours et les mois dans cette grille et **ÉCRIS**-les la place qui convient.

M	O	P	F	R	I	D	A	Y	R	F	A	Y	D	O	S	R	T
O	W	E	D	N	E	S	D	A	Y	E	C	V	A	Z	A	Y	H
N	E	N	E	R	J	C	U	K	O	B	M	A	E	R	T	B	U
D	N	O	E	Y	U	Y	M	O	Y	R	H	U	C	T	U	O	R
A	C	V	J	A	N	U	A	R	Y	U	O	G	E	R	R	A	S
Y	R	E	C	V	E	B	Y	R	E	A	W	U	A	S	D	T	D
S	E	M	P	R	E	N	M	A	Y	R	E	S	B	E	A	R	A
M	N	B	G	H	C	E	J	U	L	Y	A	T	R	A	Y	F	Y
A	F	E	R	D	E	C	E	M	B	E	R	S	U	N	D	A	Y
R	M	R	A	R	C	H	D	E	V	E	M	B	A	P	R	I	L
C	X	T	H	Z	V	O	C	T	O	B	E	R	B	E	R	A	Y
H	S	E	P	T	E	M	B	E	R	O	T	U	E	S	D	A	Y

LES JOURS (days)		LES MOIS (months)	
1.	5.	1.	7.
2.	6.	2.	8.
3.	7.	3.	9.
4.		4.	10.
		5.	11.
		6.	12.

TICK the answer corresponding to each body part.
COCHE la réponse qui convient à chaque partie du corps.

		
<input type="radio"/> hair <input type="radio"/> eyes <input type="radio"/> a head	<input type="radio"/> ears <input type="radio"/> eyes <input type="radio"/> hands	<input type="radio"/> feet <input type="radio"/> legs <input type="radio"/> ears
		
<input type="radio"/> a nose <input type="radio"/> a mouth <input type="radio"/> a back	<input type="radio"/> hands <input type="radio"/> hair <input type="radio"/> feet	<input type="radio"/> knees <input type="radio"/> shoulders <input type="radio"/> arms
		
<input type="radio"/> arms <input type="radio"/> legs <input type="radio"/> hands	<input type="radio"/> feet <input type="radio"/> arms <input type="radio"/> eyes	<input type="radio"/> shoulders <input type="radio"/> eyes <input type="radio"/> feet

1 COLOUR the clothes of these children.

COLORIE les vêtements de ces enfants.



This girl is wearing a brown skirt, a purple blouse, a grey scarf, a black jacket, a grey cap and black boots.



This boy is wearing an orange T-shirt, red trousers, a yellow cap and a blue belt.

2 COLOUR the clothes of these two children. Then, **COMPLETE** the text with the correct colour.

COLORIE les vêtements de ces deux enfants. COMPLÈTE ensuite le texte à l'aide d'adjectifs de couleur.

He's wearing _____ shorts,
a _____ shirt, _____ socks
and _____ trainers.




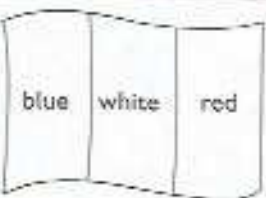





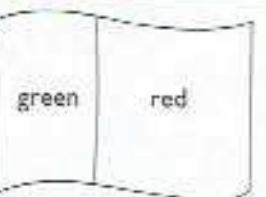
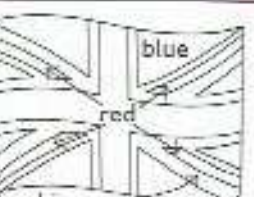
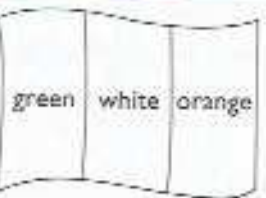


She's wearing a _____ dress,
a _____ blouse, _____ glasses
and _____ shoes.



COLOUR these flags and **WRITE** the names of the corresponding countries.

COLORIE ces drapeaux et *ÉCRIS* les noms des pays correspondants.

Luxembourg – Austria – Belgium – Portugal – the Netherlands – Italy – Spain – France – Great Britain – Germany – Ireland – Greece

 <p>black yellow red</p>	 <p>blue white red</p>	 <p>green white red</p>
 <p>red white blue</p>	 <p>black red yellow</p>	 <p>red white light blue</p>
 <p>red yellow red</p>	 <p>green red</p>	 <p>blue red white</p>
 <p>green white orange</p>	 <p>red white red</p>	 <p>white blue</p>